



SKIN CARE

ANALYSIS + REPORT

PERSON TESTED: JANE DOE

REFERENCE #: 88991111

DATE OF BIRTH: 07/19/1977

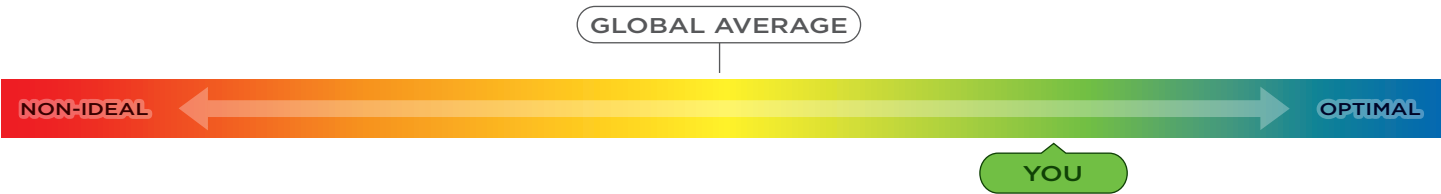
REPORT DATE: 10/12/2017

● SKIN CARE DNA ANALYSIS | How To Read Your Results

Using the unique genetic information collected from the inside of your cheek, the HomeDNA™ Skin Care DNA Analysis identifies your skin's genetic potential in seven areas of skin health. To help you understand your outcomes in each category—as well as the skin care recommendations related to them—your results are divided into the following three sections.

1. UNDERSTANDING YOUR GENETIC SCORE

At the top of each category summary is a proprietary scale for genetic factors that affect your skin health in different respects. The closer you are to the blue, "Optimal" area, the better. The closer you are to the red, "Non-Ideal" area, the farther your skin is from what is considered the ideal genetic make-up. This is not a health risk assessment, but rather, an analysis of the genetic factors that affect your skin.



- NON-IDEAL** - Indicates that you have multiple variants and that the gene's processes may be functioning at a non-ideal level.
- GLOBAL AVERAGE** - Average score based on the global database.
- YOUR SCORE** - Using our proprietary algorithm matrix, the HomeDNA Skin Care Analysis analyzes your markers within each category to place your outcome on the sliding scale. Where you are placed is determined by our scoring system and the global average.
- OPTIMAL** - Indicates that you do not have any genetic variations and that the gene is functioning at an optimal level.

2. YOUR GENE PROFILE OVERVIEW

In each category you are presented with a gene profile summarizing all the markers tested.

NON-IDEAL

Indicates you have multiple variants and that the gene's processes may be functioning at a non-ideal level.

STANDARD

Indicates your gene's processes are functioning at a standard level, similar to the average around the world.

OPTIMAL

Indicates you do not have any genetic variations and that the gene is functioning at an optimal level.

Twins will have the same genetic results but as their environment varies—such as one having a higher sugar diet—their phenotype (overall health, physical characteristics, behavior, etc.) can be affected.

3. RECOMMENDATION GUIDELINES

At the end of each category summary is a table summarizing the types of topical ingredients, supplements, and professional treatments that are most effective for skin with your results. Though each group contains several recommendations, you do not need to use them all. You are free to use as many or as few as you like.

A. TOPICAL INGREDIENTS	B. SUPPLEMENT INGREDIENTS	C. PROFESSIONAL TREATMENTS
These are the most effective ingredients for you based on your genetics. Compare this list with the ingredients in your favorite skin care products, or use it to help you choose new products in the future.	These are the most effective supplement ingredients based on your results. Compare this list with the nutritional supplements you presently take, or use it to help you choose supplements in the future.	Skin health may also require professional support. Use this list of treatments to work with a skin-care professional to create the ideal anti-aging for skin program for you.

This product is not intended to diagnose, treat, cure or prevent any disease. Results are based on your genetics and not other factors such as general health, environment or diet. The scoring methods used to determine your outcomes are based on correlation data collected by the provider.



CATEGORY 1: Fine Lines & Wrinkles

Fine lines and wrinkles are not only formed from a decline in collagen levels but they can also be formed by Advanced Glycation End (AGE) products. AGEs have the ability to target and stick to collagen and elastin fibers causing them to become rigid and brittle. This is sometimes likened to rusty springs in a mattress. The effects of glycation at skin's cellular level may result in wrinkling, stiff or hardened collagen fibers, loss of elasticity and compromised skin-barrier functions. The more sugar you consume, whether processed or natural, the more AGEs are produced.



CATEGORY 2: Sun Protection

Your body is equipped with natural responses that help break down photo products once they have penetrated your skin. A photochemical process helps assist in breaking down UV rays before they can do any major damage.



CATEGORY 3: Skin Sensitivity

Skin sensitivities can create unnecessary stress and trauma to the dermis, leading to tired and aged cells. This type of trauma can lead to even further sensitivity issues. Understanding if sensitivity may be an issue allows you to better understand the type of things to avoid and helps keep your skin as stress-free as possible.




CATEGORY 4: Skin Elasticity

When you are younger, your body has the ability to maintain skin flexibility; but after approximately age 40, skin elasticity can decline due to a group of enzymes called MMPs. MMPs can increase structural damage to the skin and create imbalances, leading to unstable collagen support for skin and structure.




CATEGORY 5: Pigmentation

Melanin helps protect your skin by absorbing damaging UV rays when you are exposed to the sun. This exposure to sunlight can also cause your skin to produce more melanin in an attempt to protect the skin. As melanin production increases, our skin begins to tan and darken. Most irregular skin pigmentation is either caused by an over- or under-production of melanin in the body.



CATEGORY 6: Collagen Quality

Collagen makes up approximately 75% of skin, and youthful skin is in large part do to healthy collagen levels. While collagen production naturally occurs throughout our lives, the quality and quantity vary. As such, many people can experience different levels of skin-aging attributes based on each individual's level of collagen quality.



CATEGORY 7: Skin Antioxidants

Premature skin-aging is often a result of free-radical activity within the body. Free radicals are harmful molecules that are produced naturally from environmental exposures such as tobacco smoke, pollution, and oxygen. The role of antioxidants is to help break down the damaging effects of free radicals. Antioxidants can also help slow some of the physical signs of aging in order to help preserve your skin's natural glow.

● SKIN CARE DNA ANALYSIS | Category 1 Fine Lines & Wrinkles

What This Category Examines: The genetic variations tested in this category can help identify if the processors responsible for turning sugar into energy are functioning at an ideal level or if their function is reduced. Having variations in this category may result in skin glycation.

YOUR SCORE FOR THIS CATEGORY

GLOBAL AVERAGE

NON-IDEAL

OPTIMAL

YOU

WHAT YOUR SCORE MEANS

Blood sugar levels can affect the appearance of your skin, in addition to your overall health. Your results indicate you carry gene variations that increase your risk for glucose-related fine lines and wrinkles.

WHY DO WE EXPERIENCE THIS?

Excess blood sugar can not only cause a number of health concerns, but can also affect the skin. The body breaks sugar down into many forms and each one requires a set of processors designed to convert sugar into energy. If there is too much sugar in the body or if the body is unable to break it down the efficiently, protein molecules can cross-link with the sugar molecules. The result is sugar-protein molecules called Advanced Glycation End Products (AGEs). This cross-linking causes collagen to become fragile and break, ultimately leading to the formation of fine lines, wrinkles, and thinning skin.

VISIBLE & INTERNAL SIGNS



VISIBLE:

Fine Lines & Wrinkles

Thinning Skin

Skin Dehydration

INTERNAL:

Reduced Elasticity

Hardness of Skin

Collagen Breakdown

Premature Wrinkling

YOUR GENE PROFILE

GENE AT 3P25.2

ANTI-WRINKLE PROMOTER

Non-Ideal

This gene reduces one of the processors that cause collagen fibers to harden, leading to wrinkles. Your results show that it functions at a sub-optimal level and that your risk is increased.

GENE AT 1P31.3

WRINKLE FORMATION FACTOR 1

Non-Ideal

This gene helps the body break down excess glucose. Extra glucose can stick to collagen and elastin, causing the collagen to become fragile and break. This leads to fine lines, wrinkles, and thinning skin. Your results show that the gene functions at a sub-optimal level and that you have increased risk.

GENE AT 6P21.32

WRINKLE FORMATION FACTOR 2

Non-Ideal

Combined with Wrinkle Formation Factor 1, this gene can speed up the onset of fine lines and wrinkles. Your results show you have increased risk associated with the hardening of collagen fibers.

YOUR RECOMMENDATIONS

TOPICAL INGREDIENTS

- **PEPTIDES:** Activates collagen, elastin, and hyaluronic acid to help reduce fine lines and wrinkle depth
- **L-CARNITINE:** Reduces the level of hardened collagen fibers that lead to wrinkling
- **BLUEBERRY EXTRACT:** Reduces the level of hardened collagen fibers that lead to wrinkling
- **GREEN TEA EXTRACT:** Protects against sugar-protein bonds that accumulate in the skin
- **GLYCOLIC ACID (MILD):** Reduces the appearance of fine lines and wrinkles
- **HYALURONIC ACID:** Holds 1,000x its weight in water and can help reduce the appearance of fine lines and wrinkles

SUPPLEMENT INGREDIENTS

- **CARNOSINE:** Helps protect against sugar-protein bonds that accumulate in the skin and cause wrinkles
- **ALPHA LIPOIC ACID (ALA):** Helps protect against sugar-protein bonds that accumulate in the skin and cause wrinkles
- **VITAMIN B1:** Helps activate enzymes that reduce sugar-protein bonds in the skin
- **BLUEBERRY EXTRACT:** Helps protect against sugar-protein bonds that accumulate in the skin and cause wrinkles
- **POMEGRANATE:** Helps protect against sugar-protein bonds that accumulate in the skin and cause wrinkles

PROFESSIONAL TREATMENTS

- **REDUCED SUGAR DIET:** Helps protect against sugar-protein bonds that accumulate in the skin and cause wrinkles
- **SKIN NEEDLING:** Helps stimulate collagen production and reduce fine lines and wrinkles
- **HYDRATION FILLERS:** Helps restore hydration and reduce the appearance of fine lines and wrinkles

● SKIN CARE DNA ANALYSIS | Category 2 Sun Protection

What This Category Examines: Genetic predispositions play an important role in determining how well your skin can naturally cope under the strains of the sun. Genetic variations tested in this category can help determine how well your skin adapts to sun exposure.

YOUR SCORE FOR THIS CATEGORY



NON-IDEAL

OPTIMAL



WHAT YOUR SCORE MEANS

Your results indicate you carry gene variations that weaken your skin's natural protection against the sun.

WHY DO WE EXPERIENCE THIS?

The sun's UV rays are a major cause of premature skin-aging. Over time, excessive sun exposure (particularly UVA rays) can cause a decline in the visual appearance and overall health of your skin. UVA Rays have very minimal immediate outward effects and their damage may not become visible for many years.

VISIBLE & INTERNAL SIGNS



VISIBLE:

Fine Lines & Wrinkles



Thinning Skin



Sun Sensitivity



Leathery Skin

YOUR GENE PROFILE

GENE AT 10Q11.23
SUN PROTECTION



This gene regulates your skin's natural ability to protect against cellular damage caused by the sun's UV rays. Your results show that the gene functions at a sub-optimal level and that you have increased risk with regard to sun exposure.

GENE AT 5Q12.1
SUN PROTECTION



This gene regulates your skin's natural ability to protect against cellular damage caused by the sun's UV rays. Your results show that the gene functions at a less-than-optimal level and that you have partially increased risk with regard to sun exposure.

GENE AT 4P16.3
SUN PROTECTION



This gene regulates your skin's natural ability to protect against cellular damage caused by the sun's UV rays. Your results show that the gene functions at a sub-optimal level and that you have increased risk with regard to sun exposure.

GENE AT 12Q13.11
NATURAL VITAMIN D



This gene influences your body's ability to produce vitamin D when your skin is exposed to UVB sunlight. Your results show that this gene carries variations that may reduce your ability to produce healthy amounts of natural vitamin D.

YOUR RECOMMENDATIONS

TOPICAL INGREDIENTS	SUPPLEMENT INGREDIENTS	PROFESSIONAL TREATMENTS
<ul style="list-style-type: none">- COENZYME Q10 COQ10: Helps prevent damage and other adverse affects associated with UV exposure- FERULIC ACID: Helps restore collagen synthesis after UV exposure- PINE BARK EXTRACT (PINUS PINASTA, PYCNOGENOL): Reduces redness after UV exposure- RESVERATROL: Helps prevent UV damage to skin- GREEN TREE EXTRACT: Helps prevent UV damage to skin- ZINC OXIDE: Blocks/reduces UV penetration into the skin	<ul style="list-style-type: none">- NIACINAMIDE (VITAMIN B3): Helps repair damage when skin has been exposed to too much UV light- VITAMIN C: Limits the damage cause by UV exposure- GREEN TEA: Helps repair structural damage when skin has been exposed to too much UV light- BETA CAROTENE: Provides added skin support against UV exposure- VITAMIN D: Ideal If you are not receiving regular sun exposure- POMEGRANATE: Provides added skin support against UV exposure	<ul style="list-style-type: none">- LED LIGHT THERAPY: Helps repair DNA damage caused by UV exposure

● SKIN CARE DNA ANALYSIS | Category 3 Skin Sensitivity

What This Category Examines: Helps identify a number of different types of skin sensitivity pathways, allowing you to make more informed choices when taking care of your skin.

YOUR SCORE FOR THIS CATEGORY



WHAT YOUR SCORE MEANS

Skin sensitivity can be caused by a number of factors, including genetic ones. Your results indicate you carry gene variations that are likely to trigger unwanted skin sensitivity issues.

WHY DO WE EXPERIENCE THIS?

Sensitive skin can come in many forms and may be due to climate changes, breakouts, application of fragrance products, and even active skin care. Many skin-sensitivity issues are warning signs that your skin may not be reacting well to these stressors.

VISIBLE & INTERNAL SIGNS



VISIBLE:

Skin Dehydration Itching & Redness

INTERNAL:

Active Ingredient Sensitivities Fragrant Sensitivities Environmental Sensitivities

YOUR GENE PROFILE

GENE AT 7P15.3
SKIN SENSITIVITY



This gene helps regulate your body's inflammatory response after cuts, bruises, and exposure to skin irritants. Your results show that you may be prone to some degree of over-response that can prematurely age the skin or contribute to conditions such as rosacea, rashes, and raised bumps.

GENE AT 1Q32.1
SKIN SENSITIVITY



This gene helps regulate your body's inflammatory response after cuts, bruises, and exposure to skin irritants. Your results show that you may be prone to some degree of over-response that can prematurely age the skin or contribute to conditions such as rosacea, rashes, and raised bumps.

GENE AT 6P21.33
POLLUTION/FRAGRANCE SENSITIVITY



This gene helps regulate your body's inflammatory response after cuts, bruises, and exposure to skin irritants. Your results show that you are prone to an over-response that can prematurely age the skin or contribute to conditions such as rosacea, rashes, and raised bumps.

GENE AT 1Q42.12
POLLUTION/FRAGRANCE SENSITIVITY



This gene helps break down the chemical compounds that cause skin sensitivity. Your results show that you may experience irritations caused by pollution, fragranced products, and skin care ingredients. You may find that these issues do not manifest until later in life.

YOUR RECOMMENDATIONS

TOPICAL INGREDIENTS	SUPPLEMENT INGREDIENTS	PROFESSIONAL TREATMENTS
<ul style="list-style-type: none">GRAPE SEED EXTRACT: Helps skin retain moisture, supports skin barrier function, and has antibacterial and anti-inflammatory effectsHYALURONIC ACID: Ideal moisture agent for sensitive skinRESVERATROL: Known for antibacterial, anti-acne, and anti-inflammatory propertiesALOE VERA: Calms and soothes irritated or inflamed skinKINETIN: Helps treat skin inflammation issues, such as acne, without irritationWITCH HAZEL: Known for gentle antiseptic and anti-inflammatory properties	<ul style="list-style-type: none">ALPHA LIPOIC ACID - ALA: Helps reduce inflammatory signaling proteinsCURCUMIN: Helps reduce inflammatory signaling proteinsFISH OIL: Helps reduce inflammatory signaling proteinsGINGER: Helps reduce inflammatory signaling proteinsRESVERATROL: Helps reduce inflammatory signaling proteinsSPIRULINA: Helps reduce inflammatory signaling proteins	<ul style="list-style-type: none">LED LIGHT THERAPY: Helps treat red and inflamed skinLACTIC ACID: Treats breakouts and other skin imperfections

● SKIN CARE DNA ANALYSIS | Category 4 Skin Elasticity

What This Category Examines: Helps identify if MMPs are overactive or if they are at normal levels. Variations that can cause an overactive state may result in weaker collagen support and elasticity issues.

YOUR SCORE FOR THIS CATEGORY



NON-IDEAL

OPTIMAL

YOU



WHAT YOUR SCORE MEANS

Elasticity is the ability of your skin to stretch and return to its original shape. Your results indicate you carry few of the genetic variations that reduce your skin's elasticity.

WHY DO WE EXPERIENCE THIS?

Skin Elasticity is the skin's ability to stretch and then go back to its original state. As we age, elasticity can decrease due to bodily processors that may weaken the collagen support fibers.

VISIBLE & INTERNAL SIGNS



VISIBLE:

Skin Sagging

Jowls

Nasolabial Folds

INTERNAL:

Increase Collagen Breakdown

Healing Issues

Premature Wrinkles

YOUR GENE PROFILE

GENE AT 11Q22.2
COLLAGEN FORMATION FACTOR 1, 2, 3

Optimal

This marker helps determine the quality of the collagen structure supporting the skin, which is key to its smoothness, firmness, and youthfulness. Your results show that the marker functions at an optimal level and that you have normal risk.

GENE AT 11Q22.2
COLLAGEN FORMATION FACTOR 1, 2, 3

Optimal

This marker helps determine the quality of the collagen structure supporting the skin, which is key to its smoothness, firmness, and youthfulness. Your results show that the marker functions at an optimal level and that you have normal risk.

GENE AT 7P15.3
COLLAGEN FORMATION FACTOR 1, 2, 3

Optimal

This marker helps determine the quality of the collagen structure supporting the skin, which is key to its smoothness, firmness, and youthfulness. Your results show that the marker functions at an optimal level and that you have normal risk.

GENE AT 22Q12.3
COLLAGEN DEPRECIATION

Optimal

This gene helps activate "robots" that damage collagen quality and structure within the skin. Your results show you have a normal risk level associated with this activator.

YOUR RECOMMENDATIONS

TOPICAL INGREDIENTS

SUPPLEMENT INGREDIENTS

PROFESSIONAL TREATMENTS

Your risk in this category is low. To maintain the health of your skin, we recommend the preventive use of antioxidants such as vitamins C or E. No additional measures are necessary.

● SKIN CARE DNA ANALYSIS | Category 5 Pigmentation

What This Category Examines: Helps identify if there is an over- or under-production of melanin that can lead to a complexion with uneven skin pigmentation.

YOUR SCORE FOR THIS CATEGORY

GLOBAL AVERAGE

NON-IDEAL

OPTIMAL

YOU

WHAT YOUR SCORE MEANS

Antioxidants help protect your skin against free-radical damage. Your results indicate you carry gene variations that reduce your skin's natural antioxidant protection.

WHY DO WE EXPERIENCE THIS?

Uneven skin pigmentation is common across all skin colors, skin types, and ethnic backgrounds. It can be caused by a number of reasons, including exposure to sunlight and genetics. Your skin gets its color from a pigment called melanin. Melanin is an important mechanism in your body and that is designed to help protect your skin from the sun. When skin cells become damaged or unhealthy, melanin production can be affected: this results in varying levels of tanning responses, pigmentation responses and overall skin-health protection.

VISIBLE & INTERNAL SIGNS



VISIBLE:

Freckles



Age Spots



Discoloration



Rough Skin Texture

YOUR GENE PROFILE

GENE AT 16Q24.3
TANNING RESPONSE

Non-Ideal

This gene can affect the switch that controls your skin's tanning response. Your results indicate that your body may be more prone to burning and sunspots, and less prone to tan or to be able to withstand higher amounts of sun exposure.

GENE AT 6P25.3
FRECKLE FACTOR

Standard

This gene influences the production of the skin pigment melanin. Your results show that you have partially increased risk levels associated with skin discolorations and freckling.

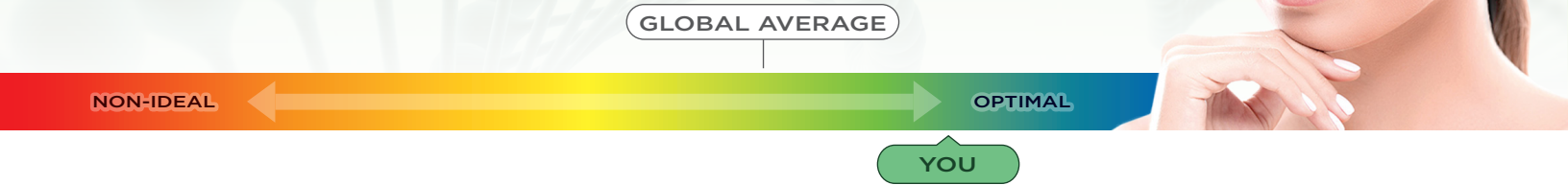
YOUR RECOMMENDATIONS

TOPICAL INGREDIENTS	SUPPLEMENT INGREDIENTS	PROFESSIONAL TREATMENTS
<ul style="list-style-type: none">- VITAMIN C: Blocks melanin synthesis and reduces age spots while lightening the skin- POMEGRANATE: Lightens skin and minimizes hyperpigmentation, including melasma- NIACINAMIDE (VITAMIN B3): Helps decrease hyperpigmentation and lightens and brightens the skin- KOJIC ACID: Helps reduce the appearance of sunspots and pigmentations; more effective than 4% hydroquinone- LACTIC ACID: Reduces the synthesis of melanin and decreases the appearance of hyperpigmentation or age spots	<ul style="list-style-type: none">- VITAMIN C: May assist in prevention of dark spots- VITAMIN B12: Helps reduce skin pigmentation issues- PYCNOGENOL: Reduces melanin clusters and lowers skin pigmentation intensity- GLUTATHIONE: Helps prevent excessive melanin clusters that lead to pigmentation	<ul style="list-style-type: none">- INTENSE PULSE LIGHT: Helps treat and remove superficial pigmentation- MICRODERMABRASION: Helps exfoliate superficial pigmentation- CHEMICAL PEELS: Treats various kinds of pigmentation, from freckles to melasma- FRAXIONAL LASER: Resurfaces the top layers of skin and removes superficial and deeper pigmentation- COQ LASER: Resurfaces the top layers of skin and removes superficial and deeper pigmentation

● SKIN CARE DNA ANALYSIS | Category 6 Collagen Quality

What This Category Examines: The genetic variations tested in this category help assess the quality of the collagen your body produces, as well as other factors that affect your ability to maintain a healthy level of collagen production.

YOUR SCORE FOR THIS CATEGORY



WHAT YOUR SCORE MEANS

Skin collagen levels naturally decline with age. Your results indicate you carry few of the genetic variations that can speed up the rate at which your collagen quality declines. Your body’s ability to maintain healthy collagen levels also appears to be within the ideal range.

WHY DO WE EXPERIENCE THIS?

Collagen is the major protein found in skin. Its fibers create a “scaffold” that provides both strength and structure—collagen is truly what holds the skin together! Collagen also helps give skin its smooth, plump, young appearance. Its production is vital in helping to keep skin full and firm.

VISIBLE & INTERNAL SIGNS



VISIBLE:

Skin Sagging Fine Lines & Wrinkles Scarring Skin Hollowing

INTERNAL:

Healing Issues Accelerated Aging

YOUR GENE PROFILE

GENE AT 17Q21.33 COLLAGEN FIBER FORMATION	Optimal
<i>This gene provides instructions for creating the most abundant form of collagen found in the skin. Your results show that it functions at an optimal level and that your risk is normal.</i>	
GENE AT 2Q32.2 COLLAGEN FIBER FORMATION	Standard
<i>This gene provides instructions for creating the second-most abundant form of collagen in the skin. Your results show that it functions at a less-than-optimal level and that your risk is partially increased.</i>	
GENE AT 2Q14.1 COLLAGEN REPAIR	Optimal
<i>This gene regulates the body’s ability to maintain skin barrier protection, as well as repair damaged collagen tissue. Your results show that it functions at the optimal level and that your risk is normal.</i>	
GENE AT 6P21.33 COLLAGEN BREAKDOWN	Optimal
<i>This gene helps determine how well your body can form and remodel collagen. Your results show that your risk is normal.</i>	

YOUR RECOMMENDATIONS

TOPICAL INGREDIENTS	SUPPLEMENT INGREDIENTS	PROFESSIONAL TREATMENTS
<p>Your risk in this category is low. To maintain the health of your skin, we recommend the preventive use of antioxidants such as vitamins C or E. No additional measures are necessary.</p>		

● SKIN CARE DNA ANALYSIS | Category 7 Skin Antioxidants

What This Category Examines: Helps identify any variations that may lead to reduced skin antioxidant protection.

YOUR SCORE FOR THIS CATEGORY



WHAT YOUR SCORE MEANS

Antioxidants help protect your skin against free-radical damage. Your results indicate you carry some of the gene variations that can reduce your skin's natural antioxidant protection.

WHY DO WE EXPERIENCE THIS?

Antioxidants are your true best friends—they are naturally-occurring substances that help reduce the damage to the skin caused by free radicals. Antioxidants are also produced from within the body by key genes to help provide a boost of protection.

VISIBLE & INTERNAL SIGNS



VISIBLE:


Pigmentation



Dull Lifeless Skin



Blemishes



Wrinkles

INTERNAL:

Premature Skin Aging

Skin Dehydration

YOUR GENE PROFILE

GENE AT 16Q.22.1
ANTIOXIDANT FACTOR



This gene affects the body's ability to produce essential antioxidants that scavenge skin-damaging free radicals. Your results show that your ability to produce these antioxidants is partially reduced.

GENE AT 6Q25.3
ANTIOXIDANT FACTOR



This gene affects the body's ability to produce essential antioxidants that scavenge skin-damaging free radicals. Your results show that your ability to produce these antioxidants is partially reduced.

GENE AT 3P21.31
ANTIOXIDANT FACTOR



This gene affects the body's ability to produce essential antioxidants that scavenge skin-damaging free radicals. Your results show that your ability to produce these antioxidants is normal.

GENE AT 11P13
FREE RADICAL SCAVENGER



This gene regulates a free radical scavenger that helps protect skin cells from oxidative damage. Your results show that it functions at a less-than-optimal level and that you have partially increased risk.

GENE AT 16Q22.1
POLLUTION PROTECTION



This gene affects the body's ability to detoxify harmful compounds in environmental pollutants, such as cigarette smoke and exhaust fumes, that create skin-damaging free radicals. Your results show that it functions at an optimal level and that you have normal risk.

YOUR RECOMMENDATIONS

TOPICAL INGREDIENTS	SUPPLEMENT INGREDIENTS	PROFESSIONAL TREATMENTS
Your risk in this category is low. To maintain the health of your skin, we recommend the preventive use of antioxidants such as vitamins C or E. No additional measures are necessary.		

CATEGORY 1: Fine Lines & Wrinkles

Listed below are your DNA results for each gene tested in this category.

GENE AT 3P25.2 ANTI-WRINKLE PROMOTION	Non-Ideal
GENE AT 1P31.3 WRINKLE FORMATION FACTOR	Non-Ideal
GENE AT 6P21.32 WRINKLE FORMATION FACTOR	Non-Ideal

CATEGORY 2: Sun Protection

Listed below are your DNA results for each gene tested in this category.

GENE AT 10Q11.23 SUN PROTECTION	Non-Ideal
GENE AT 5Q12.1 SUN PROTECTION	Standard
GENE AT 4P16.3 SUN PROTECTION	Non-Ideal
GENE AT 12Q13.11 NATURAL VITAMIN D	Standard

CATEGORY 3: Skin Sensitivity

Listed below are your DNA results for each gene tested in this category.

GENE AT 7P15.3 SKIN SENSITIVITY	Standard
GENE AT 1Q32.1 SKIN SENSITIVITY	Standard
GENE AT 6P21.33 POLLUTION & FRAGRANCE SENSITIVITY	Non-Ideal
GENE AT 1Q42.12 POLLUTION & FRAGRANCE SENSITIVITY	Standard

CATEGORY 4: Skin Elasticity

Listed below are your DNA results for each gene tested in this category.

GENE AT 11Q22.2 COLLAGEN FORMATION FACTOR 1, 2, 3	Optimal
GENE AT 11Q22.2 COLLAGEN FORMATION FACTOR 1, 2, 3	Optimal
GENE AT 7P15.3 COLLAGEN FORMATION FACTOR 1, 2, 3	Optimal
GENE AT 22Q12.3 COLLAGEN DEPRECIATION	Optimal

CATEGORY 5: Pigmentation

Listed below are your DNA results for each gene tested in this category.

GENE AT 16Q24.3 TANNING RESPONSE	Non-Ideal
GENE AT 6P25.3 FRECKLE FACTOR	Standard

CATEGORY 6: Collagen Quality

Listed below are your DNA results for each gene tested in this category.

GENE AT 17Q21.33 COLLAGEN FIBER FORMATION	Optimal
GENE AT 2Q32.2 COLLAGEN FIBER FORMATION	Standard
GENE AT 2Q14.1 COLLAGEN REPAIR	Optimal
GENE AT 6P21.33 COLLAGEN BREAKDOWN	Optimal

CATEGORY 7: Skin Antioxidants

Listed below are your DNA results for each gene tested in this category.

GENE AT 16Q.22.1 ANTIOXIDANT FACTOR	Standard
GENE AT 6Q25.3 ANTIOXIDANT FACTOR	Standard
GENE AT 3P21.31 ANTIOXIDANT FACTOR	Optimal
GENE AT 11P13 FREE-RADICAL SCAVENGER	Standard
GENE AT 16Q22.1 POLLUTION PROTECTION	Optimal